

Assessment of PDS Membrane, Polyurethane Methyl Methacrylate Hybrid Membrane to: AS 4654.1:2012 Waterproofing membrane systems for exterior use.

Report number 8479, 1st revalidation of 8250 report
CSIRO Agreement number: 8479/ 20230221.02
Date of issue: 22 June 2023

Client

Tremco CPG Australia Ltd trading as Flowcrete Australia 2/41 Deakin Street
63 Radley Street, Virginia
QLD 4014



TERM OF VALIDITY

This CSIRO waterproofing membrane systems for exterior use above ground level report will lapse three years after the initial date of issue and assessment unless revalidation has been requested and granted.

The Report number 8479 valid until 16th February 2026

Commercial-in-confidence

Report Authorisation

AUTHOR	REVIEWED BY
A. Menisi	M.Arora
Technical Officer- Materials Performance	Team Leader- Materials Performance
	

Use of Reports

Use of Reports – Testing

This report is subject to binding obligations under which it was prepared. In particular, the Report must not be used:

- As a means of endorsement; or,
- In a company prospectus or notification to a Stock Exchange document for capital raising, without the prior written consent of CSIRO.

The Report may be published verbatim and in full, provided that a statement is included on the publication that it is a copy of the Report issued by CSIRO.

Excerpts of the Report may not be published.

Use of Reports – Consultancy

This report is subject to binding obligations under which it was prepared. In particular, the Report may only be used for the following purposes:

- The information in the Report may be used by the party that commissioned the Report for its internal business operations (but not licensing to third parties);
- The report may be copied for distribution within the organisation that commissioned the Report;
- Copies of the Report (or extracts of the Report) may be distributed to contractors and agents of the organisation that commissioned the Report who have a need for the Report for its internal business operations. Any extracts of the Report distributed for this purpose must clearly note that the extract is part of a larger Report held by the organisation that commissioned the Report and which has been prepared by CSIRO.

The name, trade mark or logo of the CSIRO must not be used without the prior written consent of CSIRO.

The Report must not be used as a means of endorsement without the prior written consent of CSIRO.

Copyright and disclaimer

© 2018 CSIRO To the extent permitted by law, all rights are reserved and no part of this publication covered by copyright may be reproduced or copied in any form or by any means except with the written permission of CSIRO.

CSIRO advises that the information contained in this publication comprises observations based on test results. The reader is advised and needs to be aware that such information may be incomplete or unable to be used in any specific situation. No reliance or actions must therefore be made on that information without seeking prior expert professional, scientific and technical advice. To the extent permitted by law, CSIRO (including its employees and consultants) excludes all liability to any person for any consequences, including but not limited to all losses, damages, costs, expenses and any other compensation, arising directly or indirectly from using this publication (in part or in whole) and any information or material contained in it.

The results reported herein relate only to the item(s) tested.

Contents

Introduction	7
Test specimen description	8
Test Methodology	8
<i>ASTM E96/E96M – 16 Water Vapour Transmission of materials</i>	8
<i>AS4654.1-2012 Appendix B Resistance to cyclic movement</i>	9
<i>AS 4654.1&2-2012 Appendix A Durability of membrane and Temperature Resistance</i>	9
<i>ASTM C794:2018 Standard test method for adhesion-in-peel of elastomeric joint sealants</i>	9
<i>AS/NZS 4347.9:1995 (Reconfirmed) 2014 Damp-proof courses and flashings—Methods of test, Method 9: Determining thickness</i>	10
Results	10
<i>AS 4654.1:2012 Appendix A Durability of membrane</i>	11
<i>ATSM E96/E96M - 16 Water Vapour Transmission of materials</i>	12
<i>AS 4654.1:2012 Appendix B Resistance of waterproofing membranes to cyclic movement</i>	13
<i>ASTM C794:2018 Standard test method for adhesion-in-peel of elastomeric joint sealants</i>	14
<i>AS/NZS 4347.9:1995 (Reconfirmed) 2014 Damp-proof courses and flashings—Methods of test, Method 9: Determining thickness</i>	14
Comments	15
Appendix A: PDS Membrane, Polyurethane Methyl Methacrylate Hybrid Membrane Details	16

Figures

Figure 1 Top face of PDS Membrane, Polyurethane Methyl Methacrylate Hybrid Membrane	8
Figure 2 Underside of PDS Membrane, Polyurethane Methyl Methacrylate Hybrid Membrane	8

Tables

Table 1 Summary of test requirements and test specimen results for AS4654.1:2012	6
Table 2 Details of submitted test specimen.....	7
Table 3 Details of the schedule for testing of the submitted specimen	7
Table 4 Durability test results for Control 8479.....	12
Table 5 Durability test results for 8250.....	13
Table 6 Water Vapour Transmission test results	13
Table 7 Test sample holing during cyclic movement and test results	11
Table 8 Adhesion-in-Peel Strength tests results	14
Table 9 Determining Thickness test results	15

Summary

Test

Standard:

Testing was conducted on a waterproofing membranes for external above-ground use with fully bonded membrane liquid Non-exposed to assess its performance for: water vapour transmission; acceptance of cycle movement; durability; bond strength and thickness. The external waterproofing membranes properties were tested in accordance to the Australian Standard AS4654.1:2012.

All methods were carried out according to Tables 2.1 under fully bonded membrane liquid Non-exposed against the performance criteria of Table A1, A3 and A4 respectively.

Test

results:

The waterproofing membrane presented for testing complied with the performance criteria set in AS4654.1:2012 waterproofing membrane for external above-ground, Non-exposed. The following table shows the PDS Membrane, Polyurethane Methyl Methacrylate Hybrid Membrane performance as assessed from testing.

TABLE 1 SUMMARY OF TEST REQUIREMENTS AND TEST SPECIMEN RESULTS FOR AS4654.1:2012

TEST	METHOD	REQUIREMENTS	RESULT	STATUS
(a) Moisture Transmission Rate	ASTM E 96 Desiccant method for Determining Water Vapour Transmission (WVT)	Record result	WVT 9.20 g/m ² /24hrs Permeance 63.10 ng/Pa.s.m ²	State result
(b) Acceptance of movement	AS AS4654.1 Appendix B for assessment of cyclic movement of membrane	Pass or fail criteria by observing any cracking, rupture holing or extending through the thickness for more than 1 mm in from the edge of the specimen.	Class III	Complied
(c) Durability 1. Control 2. Water immersion 3. Detergent immersion 4. Heat ageing at 80°C 5. Temperature resistance at -15°C to +85°C	AS4654.1 Appendix A for assessment of membranes durability AS4654.2 temperature resistance section 2.4.2 (c)	Pass or fail criteria; compared to control samples: elongation at break shall be not less than 25 % for water and detergent immersion. Whereas, elongation at break shall be not less than 50 % for heat ageing samples.	1. Class III 2. Class III 3. Class III 4. Class III 5. Class III	Complied
(d) Bond strength to concrete flooring substrate	ASTM C794 Standard test method for adhesion-in-peel of elastomeric joint sealants	Test samples exposed to dry conditions, then tested for adhesion-in-peel strength.	162N with 0% cohesive failure loss for concrete.	State result
(e) Membrane thickness	AS/NZS 4347.9:1995 (Reconfirmed) 2014 Damp-proof courses and flashings.	The film thickness shall be measured at a minimum of five points and a maximum of 10 points, equally spaced across the strip.	1.07mm	State result

Note: The above is only a summary of the overall results, and must be read in conjunction with the relevant sections of this report.

Introduction

CSIRO Services was engaged by Flowcrete Australia to assess a waterproofing membrane for compliance against the AS4654.1:2012 according to Tables 2.1 under fully bonded membrane liquid with compliance confirmed against the performance criteria of Table A1, A3 and A4 respectively. The details for this assessment are listed in Table 2 below.

TABLE 2 DETAILS OF SUBMITTED TEST SPECIMEN

CSIRO Agreement No.:	8479/ 20230221.02
TEST SPONSOR:	Tremco CPG Australia Ltd trading as Flowcrete Australia
PRODUCT DESCRIPTION:	PDS Membrane, Polyurethane Methyl Methacrylate Hybrid Membrane

Note: CSIRO accepts no responsibility for the selection of specimens. The results in this report apply to the specimens tested and may not be applicable to other specimens of the same product.

This report details the performance, testing conditions and outcomes of the specimen assessed in accordance with waterproofing membrane system for exterior use - above ground level, Non-exposed. Table 3 details the sponsor’s specified schedule of tests for the product.

TABLE 3 DETAILS OF THE SCHEDULE FOR TESTING OF THE SUBMITTED SPECIMEN

CSIRO Agreement No.:	8479/ 20230221.02
TEST SCHEDULE:	<p>AS4654.1 Clause A2, A4 Table A1, A3 & A4:</p> <ul style="list-style-type: none"> a) Moisture vapour transmission rate - ASTM Designation E96/E96M – 16, ‘Standard Test Methods for Water Vapour Transmission’; b) Acceptance of cyclic movement; Appendix B ‘Assessment of resistance of waterproofing membranes to cyclic movement’; c) Durability - Appendix A ‘Assessment of durability of waterproofing membranes: <ul style="list-style-type: none"> Table A4 (a) Controls Table A4 (b) Water immersion Table A4 (c) Detergent immersion Table A1 & A4 (e) Heat aging at 80°C (g) Temperature resistance at -15°C to +85°C d) Bond strength to concrete substrate - ASTM C794:2018 Standard test method for adhesion-in-peel of elastomeric joint sealants. e) Membrane thickness – AS/NZS 4347.9:1995 (Reconfirmed) 2014 Damp-proof courses and flashings.

Test specimen description

PDS Membrane, Polyurethane Methyl Methacrylate Hybrid Membrane supplied by Flowcrete Australia is a highly elastomeric 100% solids heavy duty seamless waterproofing membrane system.

The supplied specimen for assessment is shown below in Figures 1 and 2.




FIGURE 1 TOP FACE OF PDS MEMBRANE, POLYURETHANE METHYL METHACRYLATE HYBRID MEMBRANE




FIGURE 2 UNDERSIDE OF PDS MEMBRANE, POLYURETHANE METHYL METHACRYLATE HYBRID MEMBRANE

Test Methodology

ASTM E96/E96M – 16 Water Vapour Transmission of materials

This Standard outlines the method for determining water vapour transmission (WVT) through the membrane using the desiccant and dummy sample method.

Four test samples were prepared and mechanical sealed using two neoprene and a teflon gaskets, onto the open side of the test cups containing dried desiccant, with the trafficable side facing up. The cups were then placed in a climate controlled environment, with periodic weighing to determine the rate of water vapour movement through the membrane to the desiccant.

The exposed area (test dish face) for each of the cups was 0.002827 m². The test cups (all except the dummy sample, no desiccant) had a 6 mm gap between the desiccant and the underside of the membrane.

All test assemblies were kept in a conditioning room maintained at a temperature of 23 ±2°C and 65 ±5% relative humidity, for the 30 days duration. Measurements taken each afternoon (excluding weekends) over this period to determine the weight change and Permeance of the membrane.

AS4654.1-2012 Appendix B Resistance to cyclic movement

This Standard outlines the method for determining resistance of membrane to cyclic movement set at 4mm extension of the materials break strength.

A rectangular test sample of 65 mm x 25 mm was cut from the underlay mat specimen, then held in the test grips (70(w) x 45(l) x 20(t) mm), exposing a 25 x 2 mm central portion of the sample.

An Applied Test Systems Series 904 Vertical Sealant Tester was used for testing. The vertical sealant testing machine used software for cyclic movement control. The vertical testing machine was set to elongate the clamped test sample up to 50% of its measured elongation at break (see Table 5 of this report). Once the test piece reached full extension, it then returned to its original position, which completed one cycle of movement. The elongation and return was then repeated to complete a 50 cycle movement test, each cycle conducted over a nominal 2 hour period.

The test sample was inspected for any signs of breaking or cracks, and measured for any necking. A reduction in width of more than 1 mm inwards from the edge of the test sample constitutes a failure.

AS 4654.1&2-2012 Appendix A Durability of membrane and Temperature Resistance

This Standard outlines the method for determining resistance of the membrane's durability after conditioning in various solutions over set periods, then assessed against an unconditioned material.

Test samples were prepared in accordance with AS 1145:2001 'dumb-bell sample type 5' (6 mm narrow width and 25 mm gauge length). Five test samples of the PDS Membrane, Polyurethane Methyl Methacrylate Hybrid Membrane for each test requirement of Table A1 and A4 in AS4654.1:2012 and AS4654.2:2012 Temperature resistance (-15°C to +85°C). Test samples were exposed and conditioned to those requirements specified in Table A1, A4 & Temperature Resistance respectively.

A universal testing machine, fitted with a calibrated 5kN load cell, was used for the durability tests. The universal testing machine used software for applying the load rate of 200mm/min for the stress and strain profile of each test sample, as well as collect and display the tensile strength and elongation at break for each test sample.

The elongation at break of the immersed test samples were compared to the unconditioned (control) test samples.

ASTM C794:2018 Standard test method for adhesion-in-peel of elastomeric joint sealants

This test method consists of preparing four strip test specimens of 25mm width and 250mm in length. The used of embedding a wire mesh screen between two thin layers of the membrane on test concrete substrate already apply a thick coat of Flowfast Standard Primer and 3% Flowfast Catalyst BPO 50 GHS by weight. The PDS Membrane, Polyurethane Methyl Methacrylate Hybrid Membrane also mixed with 3% Flowfast Catalyst BPO 50 GHS by weight to the resin as specified by the manufacturer. Then remix briefly before applying strips only 100mm in length on to the surface of concrete flooring substrate to ensure good initial bond. All test specimens were kept in a conditioning room maintained at a temperature of 23 ±2°C and 65 ±5% relative humidity, for the 21days duration, then placing the specimen in a tension-testing machine in such a way the test sample is peeled back from the substrates at 180°, while measuring the force exerted as well as the mode of failure of the sealant from the concrete substrate at the test rate of 50mm/min for 1 minute.

AS/NZS 4347.9:1995 (Reconfirmed) 2014 Damp-proof courses and flashings—Methods of test, Method 9: Determining thickness

This Standard sets out a means to determining the thickness of polyethylene film. All three rectangular test strip of 290 mm x 50 mm was cut across middle width of supplied full sheets. The sheet thickness measured a three points, equally spaced across the strip. The specimens tested in a conditioning room maintained at a temperature of 23 ±2°C and 65 ±5% relative humidity.

Results

SUMMARY OF RESULTS

AS 4654.1:2012 Waterproofing membranes for external above-ground use, non-exposed:

Appendix A: Assessment of Durability of waterproof membranes

Test Report No.	8250	8479		
Year of test	2019	2023		
Control	531%	319%	Class III	PASS
Water Immersion(56 DAYS)	486%			PASS
Detergent Immersion	432%			PASS
Heat Ageing @80°C(14 days)	301%			PASS
Temperature Resistance				PASS
7 Days @-15°C	396%			
7 Days @+85°C	408%			

AS 4654.1:2012 Appendix A Durability of membrane

The tensile strength and elongation at break were recorded for the control and immersed test samples. Criteria for pass or failure of the immersed test samples were then compared to the control samples. AS 4654.1:2012 Table A2 joint movement bond breaker was also referenced in Table 6, below.

Date of test for (8479): 17 February 2023; 1st revalidation of 8250 report

TABLE 4 DURABILITY TEST RESULTS FOR CONTROL 8479;

PDS Membrane, Polyurethane Methyl Methacrylate Hybrid Membrane		Tensile Strength and Elongation		
Control samples	Break Force (N)	Tensile strength (F/A) (MPa)	Elongation at break (mm) & (%)	Passed/Failed
8479/01	66.95	10.05	317.07	-
8479/02	78.19	11.53	324.43	-
8479/03	61.02	10.59	310.39	-
8479/04	64.31	10.61	319.50	-
8479/05	63.95	11.34	324.91	-
Average	66.88	10.83	319.26	-

The Results of Control specimens type 2 (External use) **8479** >300% (Class III),

8479 Control is the 1st revalidation for 8250 Control (**PASS**).

Date of test(8250): 26 June 2019; 16-23 August 2019; 16 August 2019 – 04 October 2019.

TABLE 5 DURABILITY TEST RESULTS FOR 8250:

PDS Membrane, Polyurethane Methyl Methacrylate Hybrid Membrane		Tensile Strength and Elongation		
Control samples	Break Force (N)	Tensile strength (F/A) (MPa)	Elongation at break (mm) & (%)	Passed/Failed
8250/01	40.20	6.7	139.34 & 557	-
8250/02	34.88	5.7	127.34 & 509	-
8250/03	42.22	6.6	141.01 & 564	-
8250/04	39.00	6.4	140.34 & 561	-
8250/05	32.15	5.2	115.67 & 463	-
Average	37.69	6.1	132.74 & 531	-
Water Immersion	Average (N)	Average (MPa)	Average (mm) & (%)	-
7-day period	33.28	5.0	153.90 & 616	Passed*
28-day period	30.74	5.1	103.09 & 412	Passed*

Testing to AS 4654.1:2012 Waterproofing membrane systems for exterior use - Above ground level, non-exposed.

56-day period	33.54	5.6	121.56 & 486	Passed*
Detergent Immersion	Average (N)	Average (MPa)	Average (mm) & (%)	-
7-day period	25.48	4.2	128.56 & 514	Passed*
28-day period	32.37	5.4	119.78 & 479	Passed*
56-day period	25.80	4.2	108.01 & 432	Passed*
Heat Ageing @ 80°C	Average (N)	Average (MPa)	Average (mm) & (%)	-
14-day period	29.27	4.5	75.23 & 301	Passed*
Temperature Resistance	Average (N)	Average (MPa)	Average (mm) & (%)	
7 Days @-15°C	30.17	5.1	96.45 & 396	Passed*
7 Days @+85°C	38.79	6.0	101.90 & 408	Passed*
Table A4: Pass / Fail and Criteria compared with control samples		*Passed – Elongation at break was above the 25% limit; and all immersed samples were above the 25% criteria for elongation at break Control samples. Class I, II and III of Table A1. * Passed – Elongation at break for heat ageing at 80°C shall be not less than 50% of the results recorded for the controls.		

The performance criteria set out in AS 4654.1:2012, Table A4 specifies a comparison of the immersed test samples to the unconditioned (control) test samples shall be greater than 25% elongation at break.

ATSM E96/E96M - 16 Water Vapour Transmission of materials

The periodic measurements of the membrane test samples were recorded as shown in Table 4, below.

Date of test: 24 July 2019 – 23 August 2019

TABLE 6 WATER VAPOUR TRANSMISSION TEST RESULTS

Periodic weighing	Sample 8250/51	Sample 8250/52	Sample 8250/53	Periodic weighing	Sample 8250/51	Sample 8250/52	Sample 8250/53
Day 0	437.44	439.87	438.47	Day 16	437.92	440.29	438.87
Day 1	437.47	439.89	438.49	Day 19	438.00	440.36	438.92
Day 2	437.50	439.92	438.51	Day 20	438.03	440.38	438.96
Day 5	437.59	439.99	438.59	Day 21	438.06	440.41	438.97
Day 6	437.62	440.02	438.62	Day 22	438.09	440.43	438.99
Day 7	437.65	440.04	438.64	Day 23	438.12	440.46	439.03
Day 8	437.68	440.07	438.66	Day 26	438.19	440.53	439.08
Day 9	437.71	440.10	438.69	Day 27	438.22	440.56	439.11
Day 12	437.80	440.18	438.77	Day 28	438.26	440.59	439.15
Day 13	437.82	440.20	438.79	Day 29	438.28	440.60	439.17
Day 14	437.86	440.23	438.81	Day 30	438.31	440.63	439.18
Day 15	437.89	440.26	438.83				

Testing to AS 4654.1:2012 Waterproofing membrane systems for exterior use - Above ground level, non-exposed.

Product	Samples	Weight change	Water Vapour Transmission	Permeance
		$G/t = g / s$	$(G/t)/A = g / m^2 \text{ 24hr}$	$WVT/S(R1-R2) = ng/Pa.s.m^2$
PDS Membrane, Polyurethane Methyl Methacrylate Hybrid Membrane	8250/51	3.4×10^{-7}	10.26	70.38
	8250/52	2.9×10^{-7}	8.96	61.49
	8250/53	2.7×10^{-7}	8.37	57.44
	Average	3.0×10^{-7}	9.20	63.10

The performance criteria set out in AS4654.1 – 2012, Table A3 to record result, specifies a water vapour transmission rate shall determine if material is a moisture suppressant coating.

AS 4654.1:2012 Appendix B Resistance of waterproofing membranes to cyclic movement

The test result for cyclic movement of the waterproofing membrane test sample is shown in Table 5 below. The test sample completed 50 cycles for the nominal 2 hour period.

Date of test: 13 August 2019 – 19 August 2019

TABLE 7 TEST SAMPLE HOLING DURING CYCLIC MOVEMENT AND TEST RESULTS

Specimen:	PDS Membrane, Polyurethane Methyl Methacrylate Hybrid Membrane
Test sample and elongation at break:	Test sample 65 (l) mm x 25 (w) mm x 1.06 (t) mm section; Maximum strain used for the cycling shall be 4 mm extension – Class III.

Clamped test sample of cyclic test:



Observation and measurement:	Observations: At test completion the specimen showed no signs of rupture holing or cracking.
-------------------------------------	--

The performance criteria set out in AS4654.1:2012, Table A3, specifies no material rupture or extending through the thickness for more than 1 mm in from the edge of the specimen.

ASTM C794:2018 Standard test method for adhesion-in-peel of elastomeric joint sealants

The measured dimensions of the test samples placed in the test rig stand are shown in Table 7, below.

Date of test: 18 October 2019 – 08 November 2019

TABLE 8 ADHESION-IN-PEEL STRENGTH TESTS RESULTS

Product	Samples	Length and Width of test samples	Concrete	
			Peel Adhesion strength in Dry condition	Cohesive Failure Loss
		mm	N	%
PDS Membrane, Polyurethane Methyl Methacrylate Hybrid Membrane	8250/57	25x250	155.50	0
	8250/58	25x250	157.90	0
	8250/59	25x250	184.89	0
	8250/60	25x250	150.56	0
			Average = 162 N	0%

AS/NZS 4347.9:1995 (Reconfirmed) 2014 Damp-proof courses and flashings—Methods of test, Method 9: Determining thickness

The sheet thickness measured a three points, equally spaced across the strip. The specimens tested in a conditioning room maintained at a temperature of 23 ±2°C and 65 ±5% relative humidity are shown in Table 8, below.

Date of test: 13 August 2019

Testing to AS 4654.1:2012 Waterproofing membrane systems for exterior use - Above ground level, non-exposed.

TABLE 9 DETERMINING THICKNESS TEST RESULTS

Product	Samples	Length and Width of test samples	Thickness
		mm	mm
PDS Membrane, Polyurethane Methyl Methacrylate Hybrid Membrane	8250/54	290 x 50	1.07
	8250/54	290 x 50	1.07
	8250/54	290 x 50	1.06
	8250/55	290 x 50	1.05
	8250/55	290 x 50	1.06
	8250/55	290 x 50	1.09
	8250/56	290 x 50	1.06
	8250/56	290 x 50	1.17
	8250/56	290 x 50	0.96
		Average	1.07

Comments

The PDS Membrane, Polyurethane Methyl Methacrylate Hybrid Membrane, as described herein, when subjected to the test methods of AS 4654.1:2012 the properties of (a) moisture vapour transmission, (b) cyclic movement (Class III), (c) durability, (d) Bond strength to concrete substrate and (e) membrane thickness met the performance criteria to AS 4654.1:2012 waterproofing membrane for Non-exposed to external above-ground use.

Appendix A: PDS Membrane, Polyurethane Methyl Methacrylate Hybrid Membrane Details



Deckshield Rapide Membrane

Product sheet

Product description

Deckshield Rapide Membrane is a highly elastomeric 100% solids heavy duty seamless waterproofing membrane system.

Uses

Deckshield Rapide Membrane is used as a liquid waterproofing membrane system which provides crackbridging and waterproofing solutions.

The system can be used to provide waterproofing and crackbridging protection on pedestrian and vehicular trafficked areas and as a waterproofing membrane on buildings including sub-grade, containment structures, stadium terracing and concrete and metal bridges.

Benefits:

- Resistant to cracking – flexible waterproof membrane
- Excellent waterproofing properties
- Excellent bond strength
- Can be applied to cementitious based screeds, concrete, metal, tiles, wood and bitumen substrates.
- Can be applied to ambient and substrate temperatures -10°C to +35°C
- Easy to apply.
- Fast track installation
- Excellent impact resistance
- Excellent puncture resistance
- Good chemical resistance
- Good abrasion resistance

Technical Properties (Liquid State)

Viscosity, 25°C:	460-730mPa*s	DIN 53019
Density, 25°C:	1.3 g/ml	EN ISO 2811
Pot Life / Processing Time at 20°C	± 15 min.	Internal Method
Curing Time at 20°C	± 60 min.	Internal Method
Flash Point:	+ 11.5°C	EN ISO 1516



Technical Properties (Cured State)

Samples Tested at +20°C		
Shore A Hardness:	91	EN ISO 868
Shore D Hardness:	35	EN ISO 868
Tensile Strength:	11.6 MPa	EN ISO 527
Elongation at Max Strength:	407%	EN ISO 527
Elongation at Rupture:	407%	EN ISO 527
Modulus of Elasticity:	88 MPa	EN ISO 527
Samples Tested at +20°C		
Tensile Strength:	21.4 Mpa	EN ISO 527
Elongation at Max Strength:	6.52%	EN ISO 527
Elongation at Rupture:	58.9%	EN ISO 527
Modulus of Elasticity:	463 MPa	EN ISO 527
Static Crackbridging:	3.3 mm	EN 1062-7

Packaging

The product is delivered in the following packs: 25kg Units

Model Specification

Product: Deckshield Rapide Membrane

Finish: Matt

Thickness: 1-2mm

Preparatory work and application in accordance with manufacturer’s instructions.

Manufacturer: Flowcrete Australia Pty Ltd

Telephone: Customer Service - + 61 7 3205 7115

Substrate Requirements

Concrete or screed substrate should be a minimum of 25N/ mm², free from laitance, dust and other contamination. The substrate should be surface dry and free from rising damp and ground water pressure.

Products Included in this System

Flowfast Standard Primer

Deckshield Rapide Membrane

*Detailed application instructions are available upon request.

Installation Service

The installation should be carried out by a Flowcrete approved applicator with a documented quality assurance scheme. Obtain details of our approved contractors by contacting our customer service team or enquiring via our web site at www.flowcreteaustralia.com.au.

Flowcrete Australia Pty Ltd
 100/193 South Pine Road Brendale QLD 4500 Australia
 Tel: +61 7 3205 7115 Fax: +61 7 3205 3116
 Unit 1 12 Blackmore Road Smeaton Grange NSW 2567 Australia
 Tel: +61 2 4648 0397 Fax: +61 2 4648 0719
 Email: australia@flowcrete.com

www.flowcreteaustralia.com.au



Environmental Considerations

The finished system is assessed as non-hazardous to health and the environment. The long service life and seamless surface reduce the need for repairs, maintenance and cleaning. Environmental and health considerations are controlled during manufacture and application of the products by Flowcrete staff and fully trained and experienced contractors.

Focus on Floorzone

Flowcrete Australia Pty Ltd is a division of the Flowcrete Group, world leaders in specialist industrial and commercial flooring. Systems available include: underfloor heating systems, floor screeds, surface damp proof membranes, decorative floor finishes, seamless terrazzo, car park deck waterproofing and corrosion protection systems... to name just a few. Our corporate objective is to satisfy your flooring needs.

Important Note

Flowcrete's products are guaranteed against defective materials and manufacture and are sold subject to its standard Terms and Conditions of Sale, copies of which can be obtained on request.

Further Information

To ensure you are specifying a fit for purpose flooring system for your project please consult our Technical Advisors on +61 7 3205 7115 or visit our website www.flowcreteaustralia.com.au to register your interest in specifying this product.

Any recommendation or suggestion relating to the use of the products made by Flowcrete Australia Pty Ltd., whether in its technical literature, or in response to a specific enquiry, or otherwise, is based upon data believed to be reliable, however the products and information are intended for use by Customers having requisite skill and know-how in the industry and therefore it is for the Customer to satisfy itself of the suitability of the products for its own particular use and it shall be deemed that the Customer has done so at its sole discretion and risk.

Flowcrete Australia Pty Ltd
100/193 South Pine Road Brendale QLD 4500 Australia
Tel: +61 7 3205 7115 Fax: +61 7 3205 3116
Unit 1 12 Blackmore Road Smeaton Grange NSW 2567 Australia
Tel: +61 2 4648 0397 Fax: +61 2 4648 0719
Email: australia@flowcrete.com

www.flowcreteaustralia.com.au

End of report